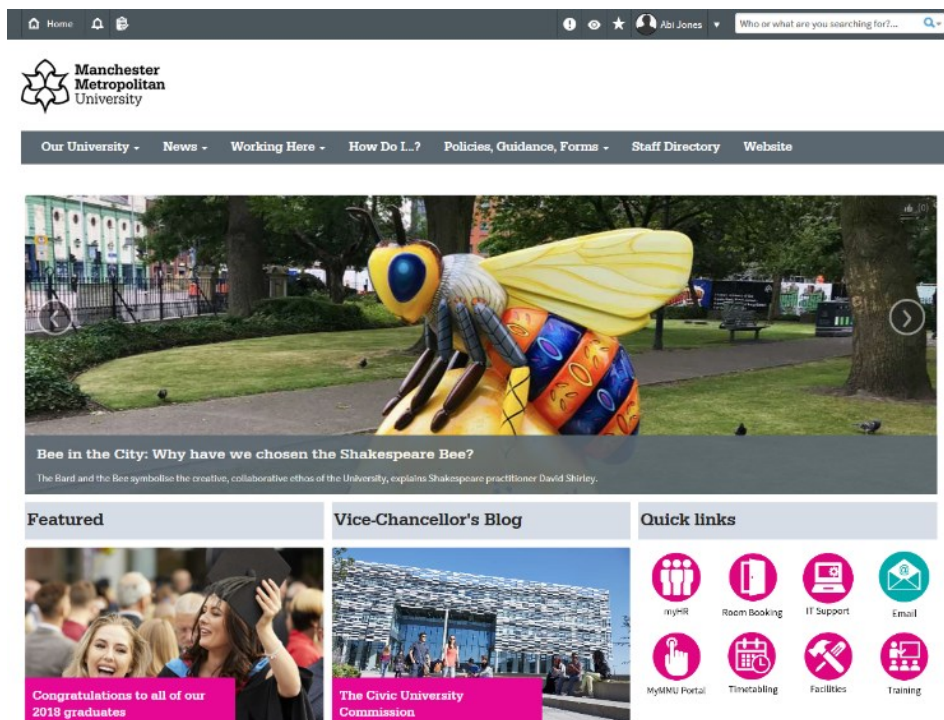


The staff intranet is set as the default browser homepage and will open automatically when you log in. If you browse away from the intranet site, you can navigate back to it by selecting the 'Home' button on your browser, or by using the direct URL: <https://mmuintranet.mmu.ac.uk>

Accessing the intranet on an MMU device using Internet Explorer

1. Sign-in to your MMU laptop/desktop with your MMU ID and network password
2. Once logged in to your device, the Internet Explorer browser will launch and you will be automatically logged in and directed to the intranet homepage



Note: Internet Explorer will only launch automatically when a device is restarted/turned on. If you do not shut down/log out of your device each day, you will need to launch Internet Explorer manually before being directed to the intranet homepage.

Accessing the intranet on an MMU device using Google Chrome or Microsoft Edge

1. Sign-in to your MMU laptop/desktop with your MMU ID and network password
2. Once logged in, manually launch Google Chrome or Microsoft Edge from the Start Menu or taskbar shortcut
3. After opening Google Chrome/Microsoft Edge, you will be automatically logged in and directed to the staff intranet homepage (see image above)

Accessing the intranet on an MMU device using Firefox

1. Sign-in to your MMU laptop/desktop with your MMU ID and network password
2. Once logged in, manually launch Firefox from the Start Menu or taskbar shortcut
3. In Firefox, navigate to the intranet using the URL: <https://mmuintranet.mmu.ac.uk/>

4. You will be directed to an MMU/IAM Cloud login page where you will need to enter your MMU credentials in the following format: **IDNUMBER@ad.mmu.ac.uk** / MMU network password

Manchester Metropolitan University

Welcome to Office 365 for online collaboration, brought to you by IT Services.
Office 365 offers reliable, access-anywhere tools such as email, calendars, file-sharing and Office Online.
If you're having any difficulties logging in, please contact us on 0161 247 4646.

Sign in here

MMU ID
StuID@stu.mmu.ac.uk or ID@ad.mmu.ac.uk

Password
Password

Sign In

Powered By iam cloud

5. After entering your credentials and signing in, you will be redirected to the staff intranet homepage

Note: The next time you access the intranet using Firefox, your details will be auto-saved in the log in screen. You will just need to select 'Sign In' to be logged in to the intranet.

Accessing the intranet on an MMU Apple device using Safari

1. Sign-in to your MMU Apple device (MacBook/iMac) with your MMU ID and network password
2. Once logged in, if you are on a wired connected device the Safari browser will launch automatically. If you are on a **wireless** connected device you will have to launch Safari manually.
3. You will be directed to an MMU/IAM Cloud login page where you will need to enter your MMU credentials in the following format: **IDNUMBER@ad.mmu.ac.uk** / MMU network password

Manchester Metropolitan University

Welcome to Office 365 for online collaboration, brought to you by IT Services.
Office 365 offers reliable, access-anywhere tools such as email, calendars, file-sharing and Office Online.
If you're having any difficulties logging in, please contact us on 0161 247 4646.

Sign in here

MMU ID
StuID@stu.mmu.ac.uk or ID@ad.mmu.ac.uk

Password
Password

Sign In

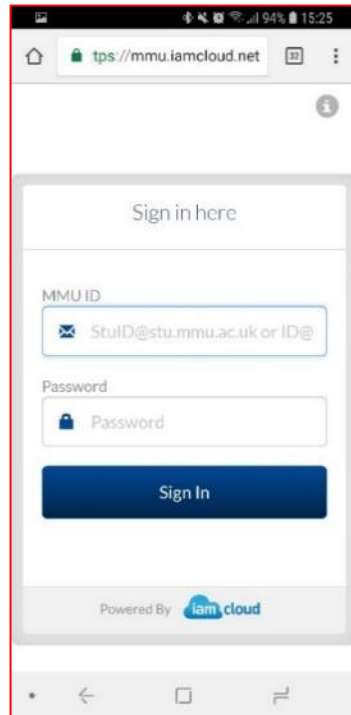
Powered By iam cloud

4. After entering your credentials and signing in, you will be redirected to the staff intranet homepage

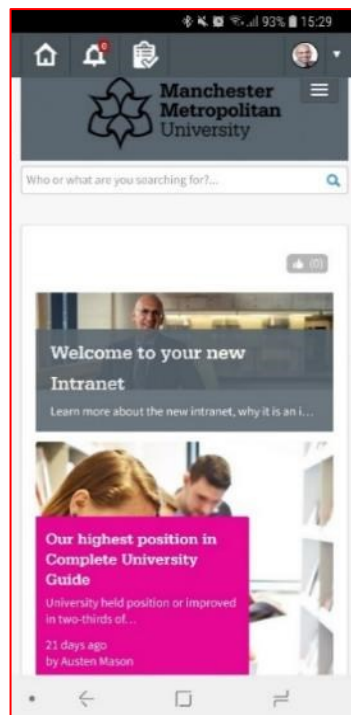
Note: The next time you try to access the intranet using Safari, your details will be auto-saved in the log in screen. You will just need to select 'Sign In' to be logged in to the intranet.

Accessing the intranet on iPad and other mobile devices

1. Open your preferred browser and navigate to the intranet using the URL:
<https://mmuintranet.mmu.ac.uk/>
2. You will be directed to an MMU/IAM Cloud login page where you will need to enter your MMU credentials in the following format: **IDNUMBER@ad.mmu.ac.uk** / MMU network password



3. After entering your credentials and signing in, you will be redirected to the staff intranet homepage

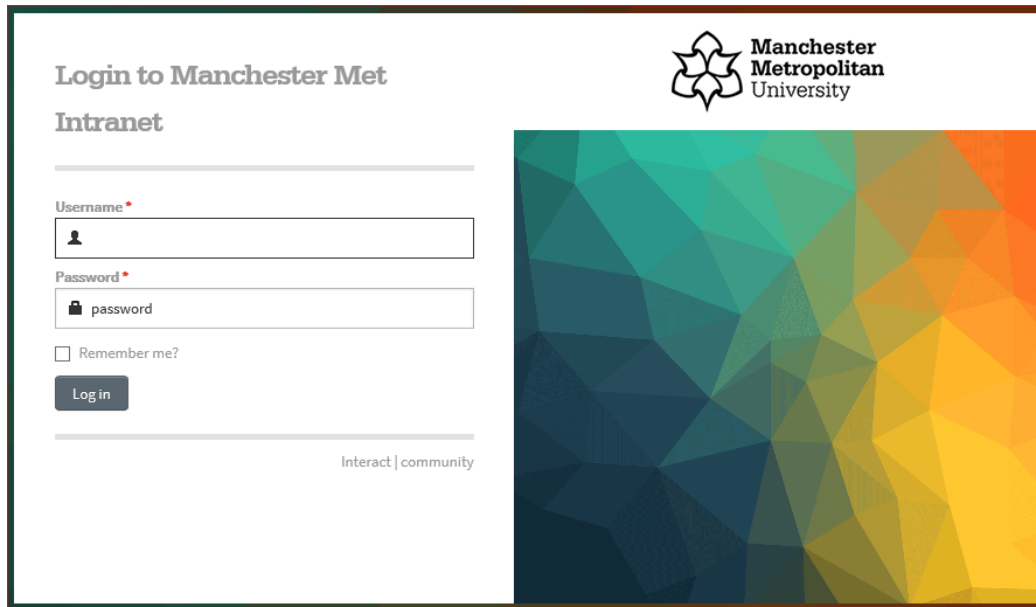


Note: If you are prompted by your browser to save your password, you can select 'Yes' to avoid having to enter your credentials in the future. You can also create a shortcut icon on your device by using the 'Add to Home Screen' functionality of your browser. After logging in, navigate to the browser's Menu > Settings and select 'Add to Home Screen'. You can then use the shortcut created to navigate directly to the intranet.

Manual Login

You can login manually to the intranet from any device by following these steps:

1. Open your preferred browser and navigate to the intranet using the URL: <https://mmuintranet.mmu.ac.uk/>
2. You will be directed to an MMU 'Login to Manchester Met Intranet' page



The screenshot shows the 'Login to Manchester Met Intranet' page. At the top right is the Manchester Metropolitan University logo. The page title is 'Login to Manchester Met Intranet'. Below the title is a horizontal line. The 'Username*' field contains a person icon. The 'Password*' field contains the text 'password'. There is a 'Remember me?' checkbox which is unchecked. A 'Log in' button is located below the password field. At the bottom right of the page, the text 'Interact | community' is visible. The right side of the page features a large, colorful, abstract geometric pattern in shades of blue, green, and yellow.

3. Enter your credentials in the following format to log in:
 - **ID Number e.g. 12345678**
 - MMU network password
4. After entering your credentials and signing in, you will be redirected to the staff intranet homepage

If you have any questions, or require further assistance, please contact the IT Helpline on either of the following:

Call: 0161 247 **4646**

Visit: All Saints Library, Ground Floor (IT help desk is open Monday – Friday, 12:30pm – 4:30pm)